



February 26 - 28, 2010 Phillip Island, Australia  
**SUPPORT CLASS RESULTS**  
**QBE AUSTRALIAN SUPERBIKE / SUPERSTOCK 1000**

Date: 27/02/10  
 Event: Q05  
 Weather: Overcast - Temp: 19.4C  
 Track: Dry - Temp: 30.5C

**Qualifying 1**

Started at: 13:08:07  
 Laps: 30 Min  
 Starters:  
 Printed at: 13:42

**PROVISIONAL FASTEST LAPS**

Pos	No	Gr	Name	Class	Machine	Fastest Lap	On Lap	Behind Prev	Behind Leader
1	27	A	Jamie STAUFFER (NSW) / Ducati Motologic Racing	SB	Ducati 1198R	1:34.357	11 of 11		
2	47	A	Wayne MAXWELL (VIC) / G A S Honda Racing	SB	Honda CBR RR	1:34.376	4 of 4	.019	.019
3	1	A	Joshua WATERS (VIC) / Team Suzuki	SB	Suzuki GSXR	1:34.481	3 of 7	.105	.124
4	67	A	Bryan STARING (VIC)	SB	Honda CBR RR	1:34.781	12 of 12	.300	.424
5	2	A	Glenn ALLERTON (NSW)	SB	Honda CBR RR	1:35.827	11 of 11	1.046	1.470
6	38	A	Scott CHARLTON (VIC) / Racers Edge Performance	SB	Suzuki GSXR	1:36.128	9 of 12	.301	1.771
7	42	A	Shannon JOHNSON (VIC)	SB	KTM RC8R	1:36.629	4 of 14	.501	2.272
8	19	A	Shawn GILES (VIC) / Team Suzuki	SB	Suzuki GSXR	1:36.905	4 of 12	.276	2.548
9	33	A	Jordan BURGESS (NSW) / Ducati Motologic Racing	SB	Ducati 1198R	1:37.285	11 of 11	.380	2.928
10	12	A	Ben ATTARD (QLD) / Aluma-Lite Racing	STK	Ducati 1198S	1:37.429	11 of 11	.144	3.072
11	45	B	Kris McLAREN (VIC)	SB	Honda CBR RR	1:37.561	12 of 12	.132	3.204
12	15	A	Dustin GOLDSMITH (NSW) / Central Coast Performance	STK	Yamaha YZF-R1	1:38.079	3 of 10	.518	3.722
13	75	B	Heath BRINSLEY (VIC)	STK	Suzuki GSXR	1:38.314	8 of 11	.235	3.957
14	11	A	John ALLEN (QLD) / Aluma-Lite Racing	SB	Ducati 1198R	1:38.789	6 of 13	.475	4.432
15	012	A	Craig McMARTIN (NSW)	SB	Ducati 1198R	1:38.822	4 of 10	.033	4.465
16	26	A	Chris TROUNSON (VIC)	STK	KTM RC8R	1:38.839	12 of 13	.017	4.482
17	86	B	Beau BEATON (NSW)	STK	Ducati 1198S	1:38.876	13 of 13	.037	4.519
18	63	A	Grant HAY (NSW) / Shock Treatment	SB	Honda CBR RR	1:39.004	12 of 12	.128	4.647
19	43	B	Danny MOULTON (VIC)	STK	Yamaha YZF-R1	1:39.505	9 of 9	.501	5.148
20	49	A	Brendan CLARKE (QLD)	STK	Honda CBR RR	1:39.643	7 of 14	.138	5.286
21	54	B	Adam CHRISTIE (SA)	STK	Honda CBR RR	1:39.722	12 of 13	.079	5.365
22	44	B	Jackson LEIGH-SMITH (QLD)	STK	Aprilia RSV4	1:39.778	5 of 12	.056	5.421
23	32	A	Cole ODENDAAL (QLD)	STK	Aprilia RSV4	1:39.853	9 of 13	.075	5.496
24	20	A	Cameron KEEVERS (WA)	STK	Yamaha YZF-R1	1:40.104	4 of 8	.251	5.747
25	68	A	Jay NORMOYLE (VIC)	SB	Ducati 1098R	1:40.113	8 of 12	.009	5.756
26	46	A	Brent GEORGE (VIC)	STK	Suzuki GSXR	1:40.318	10 of 10	.205	5.961
27	34	A	Brayden CARR (NSW) / Carr Bros Motorsport	SB	Suzuki GSXR	1:40.327	9 of 12	.009	5.970
28	31	B	Christopher BECK (NSW) / Evermil Pty Ltd	STK	Yamaha YZF-R1	1:40.901	11 of 14	.574	6.544
29	14	B	Craig NICHOLSON (VIC)	STK	Yamaha YZF-R1	1:41.279	7 of 13	.378	6.922
30	22	B	Martin SUTHERLAND (VIC)	SB	Honda CBR RR	1:41.337	11 of 12	.058	6.980
31	61	B	Matt GRIFFIN (VIC)	STK	Honda CBR RR	1:41.451	4 of 12	.114	7.094
32	77	A	Adam SENIOR (WA)	SB	Honda CBR RR	1:41.865	7 of 13	.414	7.508

Chief Time Keeper - Scott Laing

Clerk of Course - Peter Smith

Computime Race Timing Systems Pty Ltd © 1996-2008  
 Licensed to Computime Race Timing Systems

[www.computime.com.au](http://www.computime.com.au)

**COMPUTIME RACE TIMING SYSTEMS PTY LTD**

9 Timber Lane, Glen Waverley, Vic 3150. Ph : 0418 17 13 17

E-mail : [scott@computime.com.au](mailto:scott@computime.com.au)





February 26 - 28, 2010 Phillip Island, Australia  
**SUPPORT CLASS RESULTS**  
**QBE AUSTRALIAN SUPERBIKE / SUPERSTOCK 1000**

Date: 27/02/10  
 Event: Q05  
 Weather: Overcast - Temp: 19.4C  
 Track: Dry - Temp: 30.5C

**Qualifying 1**

Started at: 13:08:07  
 Laps: 30 Min  
 Starters:  
 Printed at: 13:42

**PROVISIONAL FASTEST LAPS**


Pos	No	Gr	Name	Class	Machine	Fastest Lap	On Lap	Behind Prev	Behind Leader
33	29	B	Liam DANIELS (QLD)	STK	Yamaha YZF-R1	1:42.094	10 of 12	.229	7.737
34	56	C	Richard PARRY (NSW) / Demolition Plus / GAS Honda Racing	SB	Honda CBR RR	1:42.727	11 of 11	.633	8.370
35	35	A	John PHELAN (VIC) / Mornington Kawasaki	SB	Kawasaki ZX10R	1:42.888	12 of 12	.161	8.531
36	98	C	Mark McHENRY (VIC)	SB	Kawasaki ZX10R	1:43.057	7 of 8	.169	8.700
37	48	C	Brad WOOTTON (TAS)	SB	Suzuki GSXR	1:43.080	6 of 13	.023	8.723
38	80	A	Glenn TAYLOR (VIC)	STK	Aprilia RSV4	1:43.354	4 of 12	.274	8.997
39	82	C	Johny ARKISIAN (VIC)	SB	Yamaha YZF-R1	1:45.041	8 of 12	1.687	10.684
40	94	B	Ray ANSET (WA)	SB	Suzuki GSXR	1:46.014	11 of 15	.973	11.657
41	18	A	Ben HENRY (QLD) / Racers Edge Performance	STK	Suzuki GSXR	1:50.566	4 of 4	4.552	16.209

Current qualifying record for SBK class - 1:32.581 by Wayne MAXWELL (VIC) on a Honda CBR RR set on 27/11/09  
 Current qualifying record for STK1000AB class - 1:38.822 by Dustin GOLDSMITH (NSW) on a Yamaha YZF-R1 set on 26/02/10

\*\*\* Indicative qualifying time - 1:48.511 \*\*\*

The results are provisional until the end of the time limit for protests and appeals.

  
 Chief Time Keeper - Scott Laing

  
 Clerk of Course - Peter Smith

Computime Race Timing Systems Pty Ltd © 1996-2008  
 Licensed to Computime Race Timing Systems

[www.computime.com.au](http://www.computime.com.au)

**COMPUTIME RACE TIMING SYSTEMS PTY LTD**

9 Timber Lane, Glen Waverley, Vic 3150. Ph : 0418 17 13 17

E-mail : [scott@computime.com.au](mailto:scott@computime.com.au)





February 26 - 28, 2010 Phillip Island, Australia  
**SUPPORT CLASS RESULTS**  
**QBE AUSTRALIAN SUPERBIKE / SUPERSTOCK 1000**

Date: 27/02/10  
 Event: Q05  
 Weather: Overcast - Temp: 19.4C  
 Track: Dry - Temp: 30.5C

**Qualifying 1**

Started at: 13:08:07  
 Laps: 30 Min  
 Starters:  
 Printed at: 13:42

**PROVISIONAL LAP TIMES**

No	Name	Lap 1	Lap 2	Lap 3	Lap 4	Lap 5	Lap 6	Lap 7	Lap 8	Lap 9	Lap 10
012	Craig McMARTIN (NSW)	1:55.603	1:39.679	1:39.414	<u>1:38.822</u>	1:38.865	6:00.324	1:54.869	1:39.287	1:39.267	1:38.889
1	Joshua WATERS (VIC)	2:01.398	1:35.109	<u>1:34.481</u>	3:09.092	1:50.075	1:35.902	1:35.931			
2	Glenn ALLERTON (NSW)	1:51.267	1:36.433	1:36.122	1:46.730	1:36.240	7:15.760	1:46.568	1:37.497	3:57.245	1:53.557
10		<u>1:35.827</u>									
11	John ALLEN (QLD)	2:00.151	1:40.755	1:39.442	3:04.448	2:01.369	<u>1:38.789</u>	1:38.884	1:39.423	1:49.579	1:38.839
10		3:22.744	1:54.441	1:42.560							
12	Ben ATTARD (QLD)	1:59.335	1:49.065	1:39.276	1:40.175	1:37.846	4:48.750	2:01.166	1:38.538	1:49.139	1:37.647
10		<u>1:37.429</u>									
14	Craig NICHOLSON (VIC)	2:02.951	1:42.891	1:57.088	3:24.517	1:51.463	1:42.244	<u>1:41.279</u>	2:03.692	1:42.233	1:41.988
10		1:41.383	2:58.426	1:56.370							
15	Dustin GOLDSMITH (NSW)	1:56.127	1:40.013	<u>1:38.079</u>	1:38.440	5:48.599	1:51.987	1:38.614	1:38.321	3:04.751	1:59.048
18	Ben HENRY (QLD)	1:59.232	1:31.505	1:54.741	<u>1:50.566</u>						
19	Shawn GILES (VIC)	1:53.789	1:38.170	1:36.997	<u>1:36.905</u>	2:58.726	1:48.245	1:38.722	1:38.846	2:35.304	1:46.501
10		1:37.077	1:37.164								
20	Cameron KEEVERS (WA)	1:58.614	1:41.610	1:40.396	<u>1:40.104</u>	3:28.949	1:55.282	3:30.285	1:58.076		
22	Martin SUTHERLAND (VIC)	2:08.157	1:46.890	1:43.920	1:43.144	1:42.481	1:42.339	3:08.118	1:55.609	1:44.020	1:41.856
10		<u>1:41.337</u>	1:41.635								
26	Chris TROUNSON (VIC)	2:36.300	1:48.522	1:40.510	1:39.198	1:39.145	1:39.233	1:39.357	3:44.339	1:44.733	1:39.033
10		1:38.874	<u>1:38.839</u>	2:45.565							
27	Jamie STAUFFER (NSW)	1:51.191	1:35.371	1:34.869	3:21.920	1:48.967	3:26.224	1:51.248	4:50.326	2:34.939	1:43.841
10		<u>1:34.357</u>									
29	Liam DANIELS (QLD)	2:01.163	1:45.579	1:44.261	1:43.841	1:43.068	4:00.682	1:56.705	1:43.508	1:43.523	<u>1:42.094</u>
10		4:27.030	1:55.586								
31	Christopher BECK (NSW)	2:06.461	1:47.416	1:43.230	1:41.860	1:42.368	3:44.638	2:04.804	1:48.935	1:41.658	1:42.080
10		<u>1:40.901</u>	2:09.947	1:54.821	2:20.338						
32	Cole ODENDAAL (QLD)	2:08.840	1:45.717	1:41.528	1:40.657	1:45.063	1:40.068	3:05.610	1:55.848	<u>1:39.853</u>	1:40.328
10		3:34.111	1:55.162	1:41.262							
33	Jordan BURGESS (NSW)	2:00.381	1:41.992	1:38.438	1:37.916	2:42.111	1:44.975	1:37.473	4:41.400	1:46.202	1:37.643
10		<u>1:37.285</u>									
34	Brayden CARR (NSW)	1:57.687	1:42.659	1:40.660	1:42.987	1:40.388	1:44.435	4:09.875	2:16.244	<u>1:40.327</u>	1:40.332
10		3:56.386	2:02.773								
35	John PHELAN (VIC)	2:01.638	1:46.173	1:44.913	1:44.189	1:44.550	1:44.174	1:43.632	4:37.873	1:52.698	1:43.684
10		1:43.277	<u>1:42.888</u>								
38	Scott CHARLTON (VIC)	1:53.806	1:38.507	1:37.161	1:36.888	1:36.329	4:12.358	1:50.326	1:37.333	<u>1:36.128</u>	4:28.025
10		1:42.998	1:36.665								
42	Shannon JOHNSON (VIC)	1:53.234	1:38.557	1:37.496	<u>1:36.629</u>	3:02.077	1:52.858	1:36.864	1:37.295	1:37.091	4:02.112
10		2:10.538	1:37.429	1:36.922	1:37.027						
43	Danny MOULTON (VIC)	2:05.007	1:47.480	1:42.515	1:42.066	4:00.484	1:54.242	1:40.916	1:40.172	<u>1:39.505</u>	
44	Jackson LEIGH-SMITH (QLD)	1:59.372	1:43.571	1:41.388	1:40.461	<u>1:39.778</u>	1:41.518	1:39.999	1:40.907	4:03.441	1:56.633
10		1:41.342	1:40.044								

*Scott Laing*  
 Chief Time Keeper - Scott Laing

*Peter Smith*  
 Clerk of Course - Peter Smith

Computime Race Timing Systems Pty Ltd © 1996-2008  
 Licensed to Computime Race Timing Systems

[www.computime.com.au](http://www.computime.com.au)

**COMPUTIME RACE TIMING SYSTEMS PTY LTD**

9 Timber Lane, Glen Waverley, Vic 3150. Ph : 0418 17 13 17

E-mail : [scott@computime.com.au](mailto:scott@computime.com.au)







February 26 - 28, 2010 Phillip Island, Australia  
**SUPPORT CLASS RESULTS**  
**QBE AUSTRALIAN SUPERBIKE / SUPERSTOCK 1000**

Date: 27/02/10  
 Event: Q05  
 Weather: Overcast - Temp: 19.4C  
 Track: Dry - Temp: 30.5C

**Qualifying 1**

Started at: 13:08:07  
 Laps: 30 Min  
 Starters:  
 Printed at: 13:42


**PROVISIONAL LAP TIMES**

No	Name	Lap 1	Lap 2	Lap 3	Lap 4	Lap 5	Lap 6	Lap 7	Lap 8	Lap 9	Lap 10
45	Kris McLAREN (VIC)	1:51.336	1:40.362	3:01.714	1:46.191	1:37.893	1:37.572	6:13.258	2:14.992	1:39.930	1:37.853
		10	1:37.611	<b>1:37.561</b>							
46	Brent GEORGE (VIC)	2:03.312	1:50.150	1:42.582	1:40.914	1:40.715	3:45.418	2:04.295	1:42.506	1:40.968	<b>1:40.318</b>
47	Wayne MAXWELL (VIC)	1:49.088	1:36.756	1:35.294	<b>1:34.376</b>						
48	Brad WOOTTON (TAS)	1:57.782	1:47.332	1:45.517	2:33.518	1:43.136	<b>1:43.080</b>	2:15.278	1:44.849	1:43.537	3:50.961
		10	1:54.386	1:43.459	1:45.661						
49	Brendan CLARKE (QLD)	1:55.453	1:41.429	1:39.933	1:39.832	1:39.682	1:39.734	<b>1:39.643</b>	1:39.649	3:48.816	1:52.694
		10	1:41.860	2:58.956	1:50.068	1:39.931					
54	Adam CHRISTIE (SA)	1:52.772	1:40.405	1:40.132	1:40.435	2:57.725	2:04.024	1:40.689	1:39.892	1:40.122	3:53.435
		10	1:50.907	<b>1:39.722</b>	1:41.489						
56	Richard PARRY (NSW)	2:00.510	1:45.408	1:45.075	1:44.744	1:43.314	3:53.607	1:56.037	1:46.342	1:43.918	1:45.692
		10	<b>1:42.727</b>								
61	Matt GRIFFIN (VIC)	2:04.473	1:46.839	1:44.289	<b>1:41.451</b>	1:43.349	1:41.834	1:43.110	1:41.529	4:38.894	1:56.657
		10	1:43.110	1:42.276							
63	Grant HAY (NSW)	1:54.901	1:39.988	1:39.252	1:39.533	1:39.018	2:59.583	1:57.628	2:52.230	1:45.611	1:39.334
		10	1:39.278	<b>1:39.004</b>							
67	Bryan STARING (VIC)	1:52.246	1:36.703	1:35.722	1:35.418	6:09.410	1:47.514	3:00.894	1:44.919	3:19.832	1:44.198
		10	1:35.371	<b>1:34.781</b>							
68	Jay NORMOYLE (VIC)	1:58.316	1:43.877	1:41.309	1:40.641	1:41.303	4:54.336	2:02.876	<b>1:40.113</b>	1:41.445	4:20.233
		10	1:59.656	1:41.021							
75	Heath BRINSLEY (VIC)	1:57.855	1:41.051	1:39.872	1:39.286	3:19.020	1:50.604	1:38.342	<b>1:38.314</b>	1:38.339	4:16.178
		10	1:56.732								
77	Adam SENIOR (WA)	1:54.744	1:43.149	3:05.690	1:56.708	2:08.228	1:42.066	<b>1:41.865</b>	1:42.329	1:42.707	1:42.164
		10	3:40.772	1:51.898	1:44.162						
80	Glenn TAYLOR (VIC)	2:04.299	1:44.573	1:43.676	<b>1:43.354</b>	1:43.362	1:43.364	5:20.618	1:59.490	4:04.971	1:54.331
		10	1:45.396	1:46.104							
82	Johny ARKISIAN (VIC)	2:01.081	1:47.290	1:47.103	1:46.334	1:47.094	5:03.047	2:00.066	<b>1:45.041</b>	1:46.428	3:22.125
		10	2:37.732	1:46.701							
86	Beau BEATON (NSW)	1:58.833	1:41.083	1:41.023	2:06.125	1:39.766	1:39.776	4:11.916	1:56.462	1:40.188	1:39.131
		10	3:00.209	1:54.008	<b>1:38.876</b>						
94	Ray ANSET (WA)	2:01.254	1:48.529	1:48.662	1:48.697	1:48.136	1:47.260	3:39.604	1:56.188	1:46.921	1:46.770
		10	<b>1:46.014</b>	1:46.924	1:46.872	1:49.242	1:47.700				
98	Mark McHENRY (VIC)	2:02.426	1:44.684	1:44.200	1:44.671	1:44.144	1:43.879	<b>1:43.057</b>	6:02.473		

\*\*\* Indicative qualifying time - 1:48.511 \*\*\*

The results are provisional until the end of the time limit for protests and appeals.

  
 Chief Time Keeper - Scott Laing

  
 Clerk of Course - Peter Smith

Computime Race Timing Systems Pty Ltd © 1996-2008  
 Licensed to Computime Race Timing Systems

[www.computime.com.au](http://www.computime.com.au)

**COMPUTIME RACE TIMING SYSTEMS PTY LTD**

9 Timber Lane, Glen Waverley, Vic 3150. Ph : 0418 17 13 17

E-mail : [scott@computime.com.au](mailto:scott@computime.com.au)





February 26 - 28, 2010 Phillip Island, Australia  
**SUPPORT CLASS RESULTS**  
**QBE AUSTRALIAN SUPERBIKE / SUPERSTOCK 1000**

Date: 27/02/10  
 Event: Q05  
 Weather: Overcast - Temp: 19.4C  
 Track: Dry - Temp: 30.5C

**Qualifying 1**

Started at: 13:08:07  
 Laps: 30 Min  
 Starters:  
 Printed at: 13:42

**PROVISIONAL FASTEST LAPS SEQUENCE**

Race Time	No	Name	Machine	Fastest Lap	On Lap
2:31.393	77	Adam SENIOR (WA)	Honda CBR RR	1:54.744	1
2:31.835	67	Bryan STARING (VIC)	Honda CBR RR	1:52.246	1
2:32.475	2	Glenn ALLERTON (NSW)	Honda CBR RR	1:51.267	1
2:40.420	47	Wayne MAXWELL (VIC)	Honda CBR RR	1:49.088	1
4:08.538	67	Bryan STARING (VIC)	Honda CBR RR	1:36.703	2
4:08.908	2	Glenn ALLERTON (NSW)	Honda CBR RR	1:36.433	2
5:27.696	27	Jamie STAUFFER (NSW)	Ducati 1198R	1:35.371	2
5:52.470	47	Wayne MAXWELL (VIC)	Honda CBR RR	1:35.294	3
7:02.565	27	Jamie STAUFFER (NSW)	Ducati 1198R	1:34.869	3
7:26.846	47	Wayne MAXWELL (VIC)	Honda CBR RR	1:34.376	4
28:14.387	27	Jamie STAUFFER (NSW)	Ducati 1198R	1:34.357	11

\*\*\* Indicative qualifying time - 1:48.511 \*\*\*

The results are provisional until the end of the time limit for protests and appeals.

*Scott Laing*  
 Chief Time Keeper - Scott Laing

*Peter Smith*  
 Clerk of Course - Peter Smith


Computime Race Timing Systems Pty Ltd © 1996-2008  
 Licensed to Computime Race Timing Systems

[www.computime.com.au](http://www.computime.com.au)

**COMPUTIME RACE TIMING SYSTEMS PTY LTD**

9 Timber Lane, Glen Waverley, Vic 3150. Ph : 0418 17 13 17

E-mail : [scott@computime.com.au](mailto:scott@computime.com.au)





February 26 - 28, 2010 Phillip Island, Australia  
**SUPPORT CLASS RESULTS**  
**QBE AUSTRALIAN SUPERBIKE / SUPERSTOCK 1000**

**Qualifying 1**

Date: 27/02/10  
 Event: Q05  
 Weather: Overcast - Temp: 19.4C  
 Track: Dry - Temp: 30.5C

Started at: 13:08:07  
 Laps: 30 Min  
 Starters:  
 Printed at: 13:42

**PROVISIONAL SPLIT TIMES**

Lap	Split 1	Split 2	Split 3	Lap Time	Lap	Split 1	Split 2	Split 3	Lap Time
<b>012 Craig McMARTIN (NSW) (15th)</b>					<b>42 Shannon JOHNSON (VIC) (7th)</b>				
1	43.785	43.222	28.596	1:55.603	1	43.026	42.373	27.835	1:53.234
2	32.607	39.745	27.327	1:39.679	2	31.698	39.745	27.114	1:38.557
3	32.082	39.898	27.434	1:39.414	3	31.307	<b>38.642</b>	27.547	1:37.496
4	32.159	<b>39.367</b>	<b>27.296</b>	<b>1:38.822</b>	4	<b>31.069</b>	38.707	<b>26.853</b>	<b>1:36.629</b>
5	31.844	39.394	27.627	1:38.865	5	33.735	44.876	1:43.466	3:02.077
6	35.573	48.295	4:36.456	6:00.324	6	44.885	40.754	27.219	1:52.858
7	45.359	41.460	28.050	1:54.869	7	31.095	38.725	27.044	1:36.864
8	32.182	39.507	27.598	1:39.287	8	<b>31.069</b>	39.195	27.031	1:37.295
9	32.009	39.685	27.573	1:39.267	9	31.242	38.858	26.991	1:37.091
10	<b>31.803</b>	39.551	27.535	1:38.889	10	37.817	46.042	2:38.253	4:02.112
<b>1 Joshua WATERS (VIC) (3rd)</b>					11	51.979	47.607	30.952	2:10.538
1	43.475	50.880	27.043	2:01.398	12	31.422	39.032	26.975	1:37.429
2	30.760	38.087	<b>26.262</b>	1:35.109	13	31.153	38.863	26.906	1:36.922
3	<b>30.300</b>	<b>37.899</b>	26.282	<b>1:34.481</b>	14	31.211	38.831	26.985	1:37.027
4	30.469	42.350	1:56.273	3:09.092	<b>43 Danny MOULTON (VIC) (19th)</b>				
5	44.141	39.397	26.537	1:50.075	1	47.464	46.750	30.793	2:05.007
6	30.696	38.583	26.623	1:35.902	2	35.807	42.803	28.870	1:47.480
7	30.834	38.287	26.810	1:35.931	3	33.891	40.537	28.087	1:42.515
<b>2 Glenn ALLERTON (NSW) (5th)</b>					4	32.922	40.895	28.249	1:42.066
1	43.495	40.457	27.315	1:51.267	5	33.448	41.694	2:45.342	4:00.484
2	31.273	38.502	26.658	1:36.433	6	42.643	42.449	29.150	1:54.242
3	31.012	38.464	26.646	1:36.122	7	32.979	40.147	27.790	1:40.916
4	30.929	47.811	27.990	1:46.730	8	32.664	39.873	<b>27.635</b>	1:40.172
5	<b>30.921</b>	38.494	26.825	1:36.240	9	<b>32.177</b>	<b>39.561</b>	27.767	<b>1:39.505</b>
6	33.674	42.583	5:59.503	7:15.760	<b>44 Jackson LEIGH-SMITH (QLD) (22th)</b>				
7	40.192	39.337	27.039	1:46.568	1	45.263	44.563	29.546	1:59.372
8	31.448	39.008	27.041	1:37.497	2	34.168	41.476	27.927	1:43.571
9	33.585	40.627	2:43.033	3:57.245	3	32.652	40.468	28.268	1:41.388
10	38.001	46.785	28.771	1:53.557	4	32.593	40.250	27.618	1:40.461
11	31.077	<b>38.172</b>	<b>26.578</b>	<b>1:35.827</b>	5	32.307	40.029	<b>27.442</b>	<b>1:39.778</b>
<b>11 John ALLEN (QLD) (14th)</b>					6	<b>32.250</b>	41.536	27.732	1:41.518
1	47.014	44.651	28.486	2:00.151	7	32.410	39.896	27.693	1:39.999
2	32.094	40.774	27.887	1:40.755	8	32.725	<b>39.816</b>	27.766	1:40.307
3	32.204	40.042	<b>27.196</b>	1:39.442	9	33.759	40.773	2:48.909	4:03.441
4	31.922	41.375	1:51.151	3:04.448	10	47.381	40.535	28.717	1:56.633
5	50.696	43.064	27.609	2:01.369	11	32.808	40.623	27.911	1:41.342
6	31.976	39.439	27.374	<b>1:38.789</b>	12	32.445	39.835	27.764	1:40.044
7	<b>31.757</b>	39.594	27.533	1:38.884	<b>45 Kris McLAREN (VIC) (11th)</b>				
8	31.824	40.092	27.507	1:39.423	1	40.882	42.304	28.150	1:51.336
9	36.336	45.262	27.981	1:49.579	2	32.231	40.262	27.668	1:40.362

Chief Time Keeper - Scott Laing

Clerk of Course - Peter Smith


Computime Race Timing Systems Pty Ltd © 1996-2008  
 Licensed to Computime Race Timing Systems

[www.computime.com.au](http://www.computime.com.au)

**COMPUTIME RACE TIMING SYSTEMS PTY LTD**

9 Timber Lane, Glen Waverley, Vic 3150. Ph : 0418 17 13 17

E-mail : [scott@computime.com.au](mailto:scott@computime.com.au)







February 26 - 28, 2010 Phillip Island, Australia  
**SUPPORT CLASS RESULTS**  
 QBE AUSTRALIAN SUPERBIKE / SUPERSTOCK 1000

Date: 27/02/10  
 Event: Q05  
 Weather: Overcast - Temp: 19.4C  
 Track: Dry - Temp: 30.5C

Qualifying 1

Started at: 13:08:07  
 Laps: 30 Min  
 Starters:  
 Printed at: 13:42

PROVISIONAL SPLIT TIMES

Lap	Split 1	Split 2	Split 3	Lap Time	Lap	Split 1	Split 2	Split 3	Lap Time
10	31.815	<b>39.333</b>	27.691	1:38.839	3	31.939	39.832	1:49.943	3:01.714
11	35.576	51.249	1:55.919	3:22.744	4	38.589	40.056	27.546	1:46.191
12	43.971	42.675	27.795	1:54.441	5	31.531	39.008	27.354	1:37.893
13	33.116	41.813	27.631	1:42.560	6	31.504	38.957	<b>27.111</b>	1:37.572
					7	31.565	40.606	5:01.087	6:13.258
					8	51.734	43.131	40.127	2:14.992
<b>12 Ben ATTARD (QLD) (10th)</b>					9	32.283	39.922	27.725	1:39.930
1	46.994	43.498	28.843	1:59.335	10	<b>31.317</b>	39.141	27.395	1:37.853
2	32.884	40.638	35.543	1:49.065	11	31.490	38.970	27.151	1:37.611
3	32.122	39.780	27.374	1:39.276	12	31.394	<b>38.933</b>	27.234	<b>1:37.561</b>
4	31.690	40.919	27.566	1:40.175					
5	31.574	39.021	27.251	1:37.846	<b>46 Brent GEORGE (VIC) (26th)</b>				
6	33.782	41.888	3:33.080	4:48.750	1	45.332	46.813	31.167	2:03.312
7	48.422	40.864	31.880	2:01.166	2	37.161	44.354	28.635	1:50.150
8	31.821	39.491	27.226	1:38.538	3	33.384	41.314	27.884	1:42.582
9	33.615	42.846	32.678	1:49.139	4	32.914	40.350	<b>27.650</b>	1:40.914
10	31.552	38.940	27.155	1:37.647	5	32.776	40.185	27.754	1:40.715
11	<b>31.432</b>	<b>38.926</b>	<b>27.071</b>	<b>1:37.429</b>	6	33.112	44.848	2:27.458	3:45.418
					7	47.534	47.550	29.211	2:04.295
<b>14 Craig NICHOLSON (VIC) (29th)</b>					8	32.787	41.329	28.390	1:42.506
1	50.067	44.695	28.189	2:02.951	9	32.875	40.249	27.844	1:40.968
2	33.704	40.992	28.195	1:42.891	10	<b>32.426</b>	<b>39.853</b>	28.039	<b>1:40.318</b>
3	33.085	56.326	<b>27.677</b>	1:57.088					
4	<b>32.678</b>	40.862	2:10.977	3:24.517	<b>47 Wayne MAXWELL (VIC) (2nd)</b>				
5	42.458	40.900	28.105	1:51.463	1	40.266	41.898	26.924	1:49.088
6	33.296	41.095	27.853	1:42.244	2	31.706	38.696	26.354	1:36.756
7	32.978	40.572	27.729	<b>1:41.279</b>	3	30.777	38.235	<b>26.282</b>	1:35.294
8	32.793	1:02.504	28.395	2:03.692	4	<b>30.388</b>	<b>37.682</b>	26.306	<b>1:34.376</b>
9	32.900	41.162	28.171	1:42.233					
10	32.855	41.071	28.062	1:41.988	<b>48 Brad WOOTTON (TAS) (37th)</b>				
11	32.924	<b>40.566</b>	27.893	1:41.383	1	44.867	43.569	29.346	1:57.782
12	32.795	41.447	1:44.184	2:58.426	2	34.487	44.185	28.660	1:47.332
13	39.759	48.338	28.273	1:56.370	3	33.884	42.435	29.198	1:45.517
					4	33.555	1:31.184	28.779	2:33.518
<b>15 Dustin GOLDSMITH (NSW) (12th)</b>					5	<b>33.213</b>	41.124	28.799	1:43.136
1	44.560	42.861	28.706	1:56.127	6	33.330	41.141	28.609	<b>1:43.080</b>
2	32.656	39.799	27.558	1:40.013	7	33.528	1:13.104	28.646	2:15.278
3	31.880	39.062	<b>27.137</b>	<b>1:38.079</b>	8	34.009	42.341	<b>28.499</b>	1:44.849
4	31.988	39.206	27.246	1:38.440	9	33.593	41.410	28.534	1:43.537
5	32.032	39.620	4:36.947	5:48.599	10	33.457	41.556	2:35.948	3:50.961
6	42.680	41.529	27.778	1:51.987	11	42.241	43.612	28.593	1:54.386
7	31.915	39.294	27.405	1:38.614	12	33.437	<b>41.086</b>	28.936	1:43.459
8	<b>31.736</b>	<b>38.884</b>	27.701	1:38.321	13	33.557	42.870	29.234	1:45.661
9	33.955	45.192	1:45.604	3:04.751					
10	45.609	45.390	28.049	1:59.048					

*Scott Laing*  
 Chief Time Keeper - Scott Laing

*Peter Smith*  
 Clerk of Course - Peter Smith

Computime Race Timing Systems Pty Ltd © 1996-2008  
 Licensed to Computime Race Timing Systems

[www.computime.com.au](http://www.computime.com.au)

COMPUTIME RACE TIMING SYSTEMS PTY LTD

9 Timber Lane, Glen Waverley, Vic 3150. Ph : 0418 17 13 17

E-mail : [scott@computime.com.au](mailto:scott@computime.com.au)





February 26 - 28, 2010 Phillip Island, Australia  
**SUPPORT CLASS RESULTS**  
**QBE AUSTRALIAN SUPERBIKE / SUPERSTOCK 1000**

Date: 27/02/10  
 Event: Q05  
 Weather: Overcast - Temp: 19.4C  
 Track: Dry - Temp: 30.5C

**Qualifying 1**

Started at: 13:08:07  
 Laps: 30 Min  
 Starters:  
 Printed at: 13:42

**PROVISIONAL SPLIT TIMES**

Lap	Split 1	Split 2	Split 3	Lap Time	Lap	Split 1	Split 2	Split 3	Lap Time
<b>18 Ben HENRY (QLD) (41th)</b>					<b>49 Brendan CLARKE (QLD) (20th)</b>				
1	44.838	43.912	30.482	1:59.232	1	44.282	42.228	28.943	1:55.453
2	<b>35.635</b>	10:55.870		11:31.505	2	33.317	40.282	27.830	1:41.429
3	41.572	<b>43.636</b>	<b>29.533</b>	1:54.741	3	32.674	39.814	<b>27.445</b>	1:39.933
4	36.398	44.004	30.164	<b>1:50.566</b>	4	32.336	39.951	27.545	1:39.832
<b>19 Shawn GILES (VIC) (8th)</b>					<b>54 Adam CHRISTIE (SA) (21th)</b>				
1	45.331	41.005	27.453	1:53.789	1	40.663	43.253	28.856	1:52.772
2	31.999	39.414	26.757	1:38.170	2	32.648	40.095	27.662	1:40.405
3	31.258	38.903	26.836	1:36.997	3	32.410	40.129	<b>27.593</b>	1:40.132
4	31.264	<b>38.731</b>	26.910	<b>1:36.905</b>	4	32.723	40.023	27.689	1:40.435
5	31.367	39.872	1:47.487	2:58.726	5	32.342	42.274	1:43.109	2:57.725
6	40.701	39.640	27.904	1:48.245	6	46.554	49.482	27.988	2:04.024
7	32.261	39.299	27.162	1:38.722	7	32.436	40.503	27.750	1:40.689
8	32.009	39.508	27.329	1:38.846	8	32.185	40.022	27.685	1:39.892
9	32.351	40.265	1:22.688	2:35.304	9	<b>32.109</b>	40.231	27.782	1:40.122
10	40.289	39.404	26.808	1:46.501	10	32.463	40.068	2:40.904	3:53.435
11	31.131	39.230	<b>26.716</b>	1:37.077	11	40.940	41.803	28.164	1:50.907
12	<b>31.031</b>	1:06.133		1:37.164	12	32.323	<b>39.801</b>	27.598	<b>1:39.722</b>
<b>20 Cameron KEEVERS (WA) (24th)</b>					<b>56 Richard PARRY (NSW) (34th)</b>				
1	44.839	43.973	29.802	1:58.614	1	45.586	44.589	30.335	2:00.510
2	33.292	40.536	27.782	1:41.610	2	34.094	41.728	29.586	1:45.408
3	32.697	40.090	<b>27.609</b>	1:40.396	3	34.092	41.548	29.435	1:45.075
4	<b>32.533</b>	<b>39.919</b>	27.652	<b>1:40.104</b>	4	34.111	41.589	29.044	1:44.744
5	32.840	39.990	2:16.119	3:28.949	5	33.614	40.896	28.804	1:43.314
6	44.511	42.539	28.232	1:55.282	6	36.840	44.153	2:32.614	3:53.607
7	32.813	40.757	2:16.715	3:30.285	7	44.023	42.401	29.613	1:56.037
8	43.329	42.432	32.315	1:58.076	8	33.977	42.639	29.726	1:46.342
<b>22 Martin SUTHERLAND (VIC) (30th)</b>					<b>56 Richard PARRY (NSW) (34th)</b>				
1	47.248	48.677	32.232	2:08.157	9	33.658	41.075	29.185	1:43.918
2	35.087	42.657	29.146	1:46.890	10	33.772	42.997	28.923	1:45.692
3	33.728	41.870	28.322	1:43.920	11	<b>33.462</b>	<b>40.498</b>	<b>28.767</b>	<b>1:42.727</b>
4	33.086	41.709	28.349	1:43.144					
5	32.926	41.255	28.300	1:42.481					
6	32.937	41.110	28.292	1:42.339					
7	34.228	43.483	1:50.407	3:08.118					
8	43.855	42.870	28.884	1:55.609					
9	33.488	42.555	27.977	1:44.020					
10	32.974	40.813	28.069	1:41.856					
11	<b>32.790</b>	<b>40.591</b>	<b>27.956</b>	<b>1:41.337</b>					
12	32.810	40.821	28.004	1:41.635					

*Scott Laing*  
 Chief Time Keeper - Scott Laing

*Peter Smith*  
 Clerk of Course - Peter Smith


Computime Race Timing Systems Pty Ltd © 1996-2008  
 Licensed to Computime Race Timing Systems

[www.computime.com.au](http://www.computime.com.au)

**COMPUTIME RACE TIMING SYSTEMS PTY LTD**

9 Timber Lane, Glen Waverley, Vic 3150. Ph : 0418 17 13 17

E-mail : [scott@computime.com.au](mailto:scott@computime.com.au)







February 26 - 28, 2010 Phillip Island, Australia  
**SUPPORT CLASS RESULTS**  
**QBE AUSTRALIAN SUPERBIKE / SUPERSTOCK 1000**

Date: 27/02/10  
 Event: Q05  
 Weather: Overcast - Temp: 19.4C  
 Track: Dry - Temp: 30.5C

**Qualifying 1**

Started at: 13:08:07  
 Laps: 30 Min  
 Starters:  
 Printed at: 13:42

**PROVISIONAL SPLIT TIMES**

Lap	Split 1	Split 2	Split 3	Lap Time	Lap	Split 1	Split 2	Split 3	Lap Time
<b>26 Chris TROUNSON (VIC) (16th)</b>					<b>61 Matt GRIFFIN (VIC) (31th)</b>				
1	43.284	44.129	1:08.887	2:36.300	1	47.080	46.803	30.590	2:04.473
2	39.009	41.798	27.715	1:48.522	2	34.947	42.942	28.950	1:46.839
3	32.644	40.289	27.577	1:40.510	3	34.303	41.714	28.272	1:44.289
4	32.414	39.536	27.248	1:39.198	4	33.249	40.580	<b>27.622</b>	<b>1:41.451</b>
5	32.341	39.380	27.424	1:39.145	5	33.036	41.905	28.408	1:43.349
6	32.330	39.500	27.403	1:39.233	6	33.099	40.745	27.990	1:41.834
7	<b>31.905</b>	39.941	27.511	1:39.357	7	<b>32.951</b>	41.958	28.201	1:43.110
8	34.099	43.877	2:26.363	3:44.339	8	33.075	<b>40.394</b>	28.060	1:41.529
9	37.584	39.719	27.430	1:44.733	9	35.923	43.843	3:19.128	4:38.894
10	32.366	39.423	<b>27.244</b>	1:39.033	10	45.334	42.535	28.788	1:56.657
11	32.050	<b>39.296</b>	27.528	1:38.874	11	33.925	41.057	28.128	1:43.110
12	31.990	39.405	27.444	<b>1:38.839</b>	12	33.531	40.636	28.109	1:42.276
13	31.907	42.403	1:31.255	2:45.565	<b>63 Grant HAY (NSW) (18th)</b>				
<b>27 Jamie STAUFFER (NSW) (1st)</b>					1	43.258	42.363	29.280	1:54.901
1	39.669	43.610	27.912	1:51.191	2	32.301	39.851	27.836	1:39.988
2	30.833	38.194	<b>26.344</b>	1:35.371	3	31.779	39.950	<b>27.523</b>	1:39.252
3	30.686	37.757	26.426	1:34.869	4	32.024	39.639	27.870	1:39.533
4	30.543	38.536	2:12.841	3:21.920	5	<b>31.729</b>	39.492	27.797	1:39.018
5	42.987	39.074	26.906	1:48.967	6	36.703	45.176	1:37.704	2:59.583
6	30.898	38.302	2:17.024	3:26.224	7	48.205	41.410	28.013	1:57.628
7	40.673	43.012	27.563	1:51.248	8	32.384	40.686	1:39.160	2:52.230
8	31.097	38.275	3:40.954	4:50.326	9	38.210	39.723	27.678	1:45.611
9	45.597	1:15.440	33.902	2:34.939	10	32.000	39.620	27.714	1:39.334
10	30.946	45.963	26.932	1:43.841	11	31.877	39.608	27.793	1:39.278
11	<b>30.378</b>	<b>37.569</b>	26.410	<b>1:34.357</b>	12	31.890	<b>39.415</b>	27.699	<b>1:39.004</b>
<b>29 Liam DANIELS (QLD) (33th)</b>					<b>67 Bryan STARING (VIC) (4th)</b>				
1	45.622	45.241	30.300	2:01.163	1	43.323	41.626	27.297	1:52.246
2	34.563	42.379	28.637	1:45.579	2	31.457	38.580	26.666	1:36.703
3	33.879	41.995	28.387	1:44.261	3	30.860	38.275	26.587	1:35.722
4	33.578	41.900	28.363	1:43.841	4	30.763	38.092	26.563	1:35.418
5	33.532	41.303	28.233	1:43.068	5	30.891	39.809	4:58.710	6:09.410
6	37.252	50.667	2:32.763	4:00.682	6	40.509	40.029	26.976	1:47.514
7	42.789	45.402	28.514	1:56.705	7	30.895	38.419	1:51.580	3:00.894
8	33.432	41.791	28.285	1:43.508	8	39.051	38.986	26.882	1:44.919
9	33.214	41.633	28.676	1:43.523	9	31.616	41.224	2:06.992	3:19.832
10	<b>33.063</b>	<b>40.889</b>	<b>28.142</b>	<b>1:42.094</b>	10	38.149	39.265	26.784	1:44.198
11	38.087	47.865	3:01.078	4:27.030	11	30.578	38.198	26.595	1:35.371
12	39.704	1:15.882		1:55.586	12	<b>30.511</b>	<b>37.926</b>	<b>26.344</b>	<b>1:34.781</b>
<b>31 Christopher BECK (NSW) (28th)</b>					<b>68 Jay NORMOYLE (VIC) (25th)</b>				
					1	46.052	43.391	28.878	1:58.316

Chief Time Keeper - Scott Laing

Clerk of Course - Peter Smith



Computime Race Timing Systems Pty Ltd © 1996-2008  
 Licensed to Computime Race Timing Systems

**www.computime.com.au**  
**COMPUTIME RACE TIMING SYSTEMS PTY LTD**  
 9 Timber Lane, Glen Waverley, Vic 3150. Ph : 0418 17 13 17  
 E-mail : scott@computime.com.au







February 26 - 28, 2010 Phillip Island, Australia  
**SUPPORT CLASS RESULTS**  
**QBE AUSTRALIAN SUPERBIKE / SUPERSTOCK 1000**

**Qualifying 1**

Date: 27/02/10  
 Event: Q05  
 Weather: Overcast - Temp: 19.4C  
 Track: Dry - Temp: 30.5C

Started at: 13:08:07  
 Laps: 30 Min  
 Starters:  
 Printed at: 13:42

**PROVISIONAL SPLIT TIMES**

Lap	Split 1	Split 2	Split 3	Lap Time	Lap	Split 1	Split 2	Split 3	Lap Time
1	44.560	43.937	29.190	1:57.687	4	33.702	41.548	<b>28.104</b>	<b>1:43.354</b>
2	33.449	41.142	28.068	1:42.659	5	33.257	<b>41.406</b>	28.699	1:43.362
3	32.494	40.517	27.649	1:40.660	6	33.410	41.787	28.167	1:43.364
4	32.478	42.605	27.904	1:42.987	7	33.612	4:47.006		5:20.618
5	32.702	40.230	<b>27.456</b>	1:40.388	8	44.463	45.119	29.908	1:59.490
6	32.716	43.776	27.943	1:44.435	9	33.636	3:31.335		4:04.971
7	42.428	46.799	2:40.648	4:09.875	10	42.417	43.153	28.761	1:54.331
8	1:02.380	45.621	28.243	2:16.244	11	33.607	42.711	29.078	1:45.396
9	32.552	<b>40.026</b>	27.749	<b>1:40.327</b>	12	34.060	42.719	29.325	1:46.104
10	<b>32.444</b>	40.143	27.745	1:40.332					
11	36.627	54.522	2:25.237	3:56.386					
12	50.802	43.044	28.927	2:02.773					
<b>35 John PHELAN (VIC) (35th)</b>					<b>82 Johny ARKISIAN (VIC) (39th)</b>				
1	46.293	45.813	29.532	2:01.638	1	43.539	47.055	30.487	2:01.081
2	34.466	43.153	28.554	1:46.173	2	35.331	42.991	28.968	1:47.290
3	33.832	42.657	28.424	1:44.913	3	34.983	42.938	29.182	1:47.103
4	33.857	42.198	28.134	1:44.189	4	34.444	42.887	29.003	1:46.334
5	33.527	42.395	28.628	1:44.550	5	34.342	43.551	29.201	1:47.094
6	33.959	42.008	28.207	1:44.174	6	34.463	42.552	3:46.032	5:03.047
7	33.943	41.597	<b>28.092</b>	1:43.632	7	45.530	44.923	29.613	2:00.066
8	<b>33.249</b>	4:04.624		4:37.873	8	<b>33.892</b>	<b>42.294</b>	<b>28.855</b>	<b>1:45.041</b>
9	42.063	42.272	28.363	1:52.698	9	34.428	<b>42.294</b>	29.706	1:46.428
10	33.275	42.154	28.255	1:43.684	10	34.324	42.912	2:04.889	3:22.125
11	33.591	41.574	28.112	1:43.277	11	44.369	1:23.393	29.970	2:37.732
12	33.252	<b>41.539</b>	28.097	<b>1:42.888</b>	12	34.521	42.711	29.469	1:46.701
<b>38 Scott CHARLTON (VIC) (6th)</b>					<b>86 Beau BEATON (NSW) (17th)</b>				
1	43.903	42.151	27.752	1:53.806	1	44.363	45.582	28.888	1:58.833
2	31.974	39.496	27.037	1:38.507	2	32.915	40.444	27.724	1:41.083
3	31.324	38.936	26.901	1:37.161	3	32.841	40.734	<b>27.448</b>	1:41.023
4	31.184	38.731	26.973	1:36.888	4	32.041	1:06.315	27.769	2:06.125
5	<b>30.905</b>	38.745	<b>26.679</b>	1:36.329	5	32.233	39.895	27.638	1:39.766
6	31.091	41.635	2:59.632	4:12.358	6	32.192	39.745	27.839	1:39.776
7	42.863	40.529	26.934	1:50.326	7	34.549	44.613	2:52.754	4:11.916
8	31.208	39.108	27.017	1:37.333	8	47.762	40.914	27.786	1:56.462
9	31.009	<b>38.330</b>	26.789	<b>1:36.128</b>	9	32.373	40.108	27.707	1:40.188
10	31.022	39.851	3:17.152	4:28.025	10	32.019	39.554	27.558	1:39.131
11	36.887	39.082	27.029	1:42.998	11	33.315	41.481	1:45.413	3:00.209
12	31.188	38.487	26.990	1:36.665	12	44.926	41.318	27.764	1:54.008
					13	<b>31.998</b>	<b>39.304</b>	27.574	<b>1:38.876</b>
<b>94 Ray ANSET (WA) (40th)</b>									
					1	44.542	45.605	31.107	2:01.254
					2	35.281	43.550	29.698	1:48.529
					3	34.879	43.834	29.949	1:48.662
					4	35.216	43.193	29.681	1:48.697

*Scott Laing*  
 Chief Time Keeper - Scott Laing

*Peter Smith*  
 Clerk of Course - Peter Smith


Computime Race Timing Systems Pty Ltd © 1996-2008  
 Licensed to Computime Race Timing Systems

[www.computime.com.au](http://www.computime.com.au)

**COMPUTIME RACE TIMING SYSTEMS PTY LTD**

9 Timber Lane, Glen Waverley, Vic 3150. Ph : 0418 17 13 17

E-mail : [scott@computime.com.au](mailto:scott@computime.com.au)







February 26 - 28, 2010 Phillip Island, Australia  
**SUPPORT CLASS RESULTS**  
**QBE AUSTRALIAN SUPERBIKE / SUPERSTOCK 1000**  
**Qualifying 1**

Date: 27/02/10  
 Event: Q05  
 Weather: Overcast - Temp: 19.4C  
 Track: Dry - Temp: 30.5C

Started at: 13:08:07  
 Laps: 30 Min  
 Starters:  
 Printed at: 13:42


**PROVISIONAL SPLIT TIMES**

Lap	Split 1	Split 2	Split 3	Lap Time	Lap	Split 1	Split 2	Split 3	Lap Time
5					5	35.104	43.309	29.723	1:48.136
6					6	34.786	42.919	29.555	1:47.260
7					7	34.821	44.566	2:20.217	3:39.604
8					8	43.057	43.181	29.950	1:56.188
9					9	34.514	42.888	29.519	1:46.921
10					10	34.447	42.924	29.399	1:46.770
11					11	<b>34.387</b>	42.720	<b>28.907</b>	<b>1:46.014</b>
12					12	34.645	42.907	29.372	1:46.924
13					13	35.006	<b>42.477</b>	29.389	1:46.872
14					14	34.507	45.114	29.621	1:49.242
15					15				1:47.700
<b>98 Mark McHENRY (VIC) (36th)</b>									
					1	46.636	45.860	29.930	2:02.426
					2	33.764	42.186	28.734	1:44.684
					3	<b>32.807</b>	42.670	28.723	1:44.200
					4	33.480	42.512	28.679	1:44.671
					5	33.023	42.079	29.042	1:44.144
					6	33.480	42.031	<b>28.368</b>	1:43.879
					7	33.012	<b>41.598</b>	28.447	<b>1:43.057</b>
					8	33.453	41.952	4:47.068	6:02.473

\*\*\* Indicative qualifying time - 1:48.511 \*\*\*

The results are provisional until the end of the time limit for protests and appeals.

  
 Chief Time Keeper - Scott Laing

  
 Clerk of Course - Peter Smith

Computime Race Timing Systems Pty Ltd © 1996-2008  
 Licensed to Computime Race Timing Systems

[www.computime.com.au](http://www.computime.com.au)

**COMPUTIME RACE TIMING SYSTEMS PTY LTD**

9 Timber Lane, Glen Waverley, Vic 3150. Ph : 0418 17 13 17

E-mail : [scott@computime.com.au](mailto:scott@computime.com.au)

